

Short Term Rental Market Analysis

April 2024

AIRDNA

This document has been prepared by TSE Research in collaboration with AirDNA
www.tourismsoutheast.com/short-term-rental-analysis.

Metrics based on data from January to December 2023 unless otherwise stated

TOP FIVE KEY PERFORMANCE INDICATORS 2023

Total Annual Revenue

XXXXXXXX

Total revenue earned during the reporting period 2023

Available Listings (monthly avg.)

XXXXXXXX

Total number of listings whose calendars had at least one day classified as available or reserved during the reporting periods 2023

Total Booked Annual Nights

XXXXXXXX

Total number of booked nights during the reporting period 2023

Annual Occupancy

XXXXXXXX

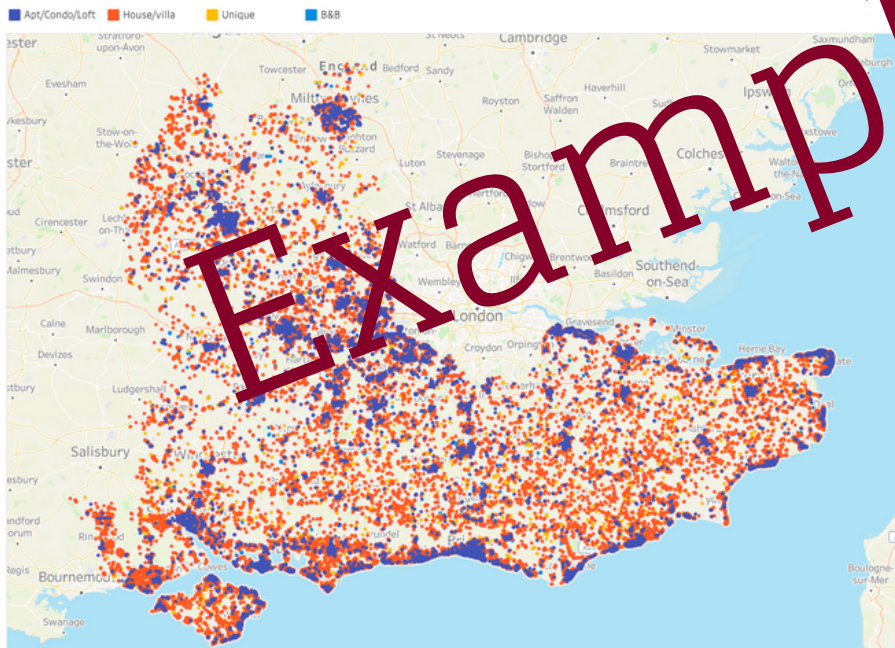
Total number of listings whose calendars had at least one day classified as available or reserved during the reporting periods 2023

Average Length of Stay

XXXXXXXX

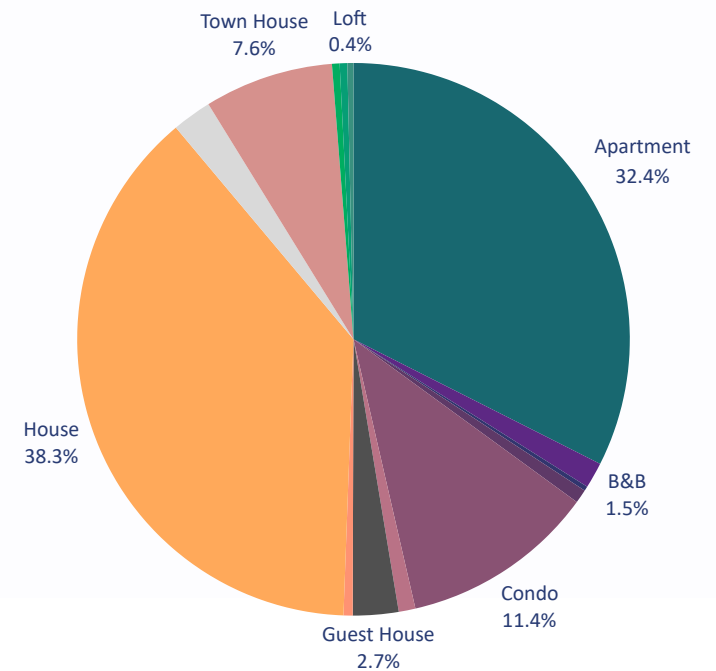
Average length of stay during the reporting period 2023

MAP OF SHORT TERM RENTAL MARKET 2023



Please note - that this map is a representation of the distribution of properties in Portsmouth by property type.

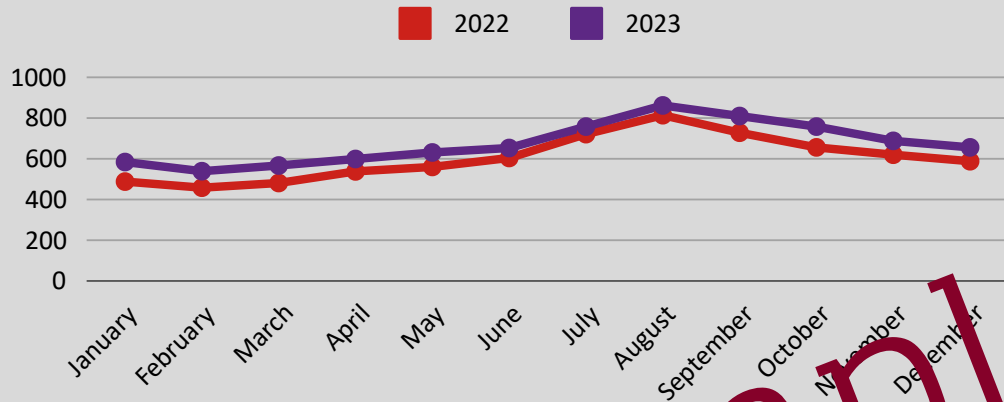
TOTAL LISTINGS BY PROPERTY TYPE 2023



Example Report

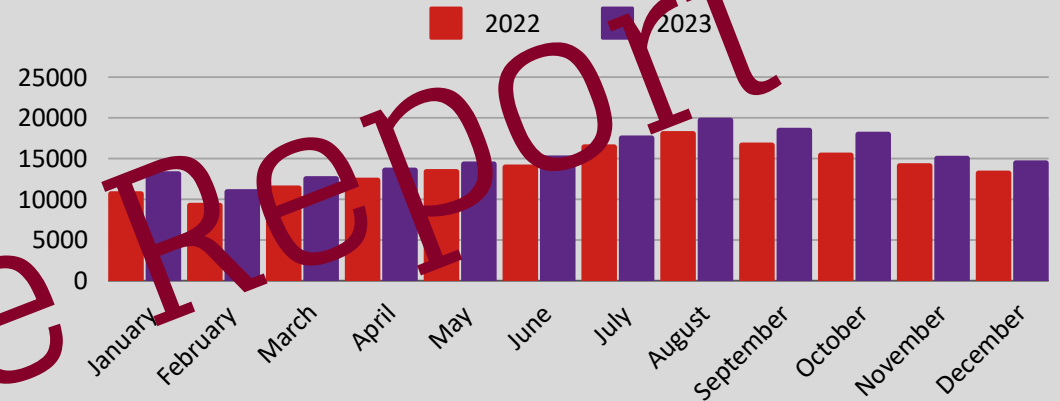
AVAILABLE LISTINGS MONTHLY* 2022 vs 2023

*Total number of listings whose calendars had at least one day classified as available or reserved during the reporting period.



SUPPLY* (AVAILABLE NIGHTS) 2022 vs 2023

*Total number of available nights from active listings.



AVERAGE DAILY RATE* 2022 VS 2023

*The Average Daily Rate (ADR) charged per booked entire place listing.

	2022	2023
ANNUAL	x	x
Q1 (JAN - MAR)	x	x
Q2 (APR - JUN)	x	x
Q3 (JUL - SEPT)	x	x
Q4 (OCT - DEC)	x	x





*The heat map (right) illustrates the number of booked nights during the reporting period.

- very low demand
- low demand
- low medium demand
- medium demand
- medium high demand
- high demand
- very high demand
- highest demand

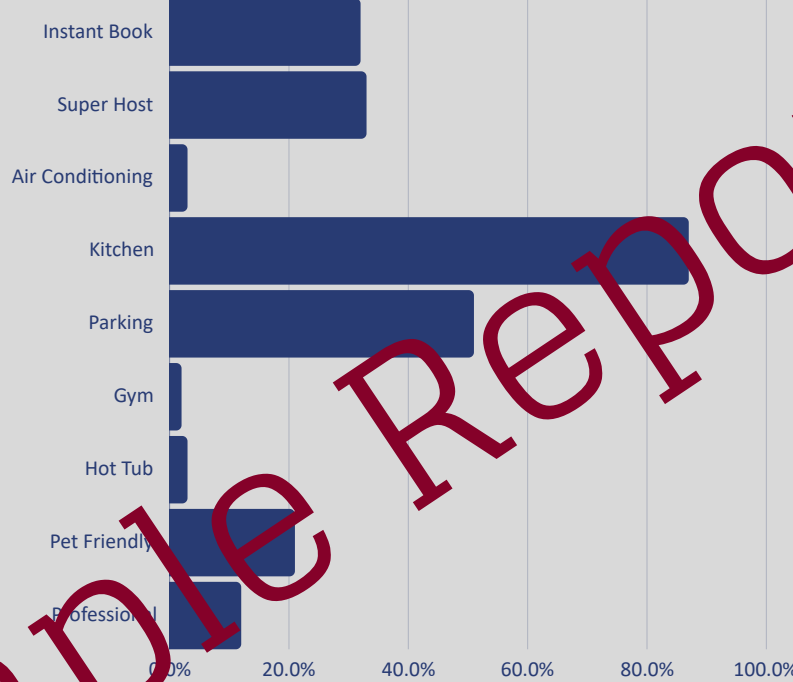
DEMAND NUMBER OF BOOKED NIGHTS 2023 HEAT MAP

	Budget	Economy	Mid Scale	Up Scale	Luxury
Room/Studio	x	x	x	x	x
1 Bedroom	x	x	x	x	x
2 Bedroom	x	x	x	x	x
3 Bedroom	x	x	x	x	x
4 Bedroom	x	x	x	x	x
5 Bedroom	x	x	x	x	x
6+ Bedroom	x	x	x	x	x

**% USER GENERATED REVIEW SCORES
0-5 stars**


-  **x%** Properties that have a average review rating between 4.9 and 5
-  **x%** Properties with a an average review rating between 4.5 and 4.8
-  **x%** Properties with a review rating of 4.4 or below
-  **x%** Properties that do not have a review rating

% OF PROPERTIES WITH AMENITIES



TOTAL REVENUE* 2022 VS 2023

Total revenue earned during the reporting period. Includes the advertised price, as well as cleaning fees.



OVERALL REGIONAL SHORT TERM RENTAL MARKET METRICS FOR SOUTH-EAST ENGLAND 2023

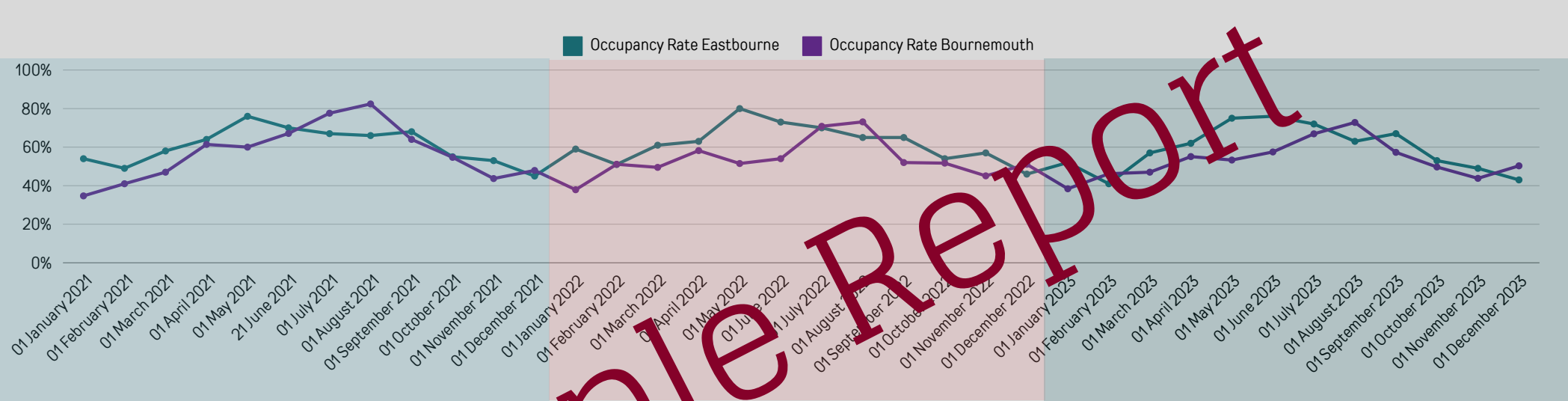
	TOTAL ANNUAL REVENUE	AVAILABLE LISTINGS (monthly average)	TOTAL BOOKED NIGHTS ANNUAL	SUPPLY	AVERAGE LENGTH OF STAY	AVERAGE DAILY RATE	ANNUAL OCCUPANCY
SOUTH EAST ENGLAND	xxxxxxx	xxxxxxx	xxxxxxx	xxxxxxx	xxxxxxx	xxxxxxx	xxxxxxx

Short Term Rental Market Analysis for xxxxxxxx 2023

Comparison Data | xxxxxxxx vs xxxxxxxx

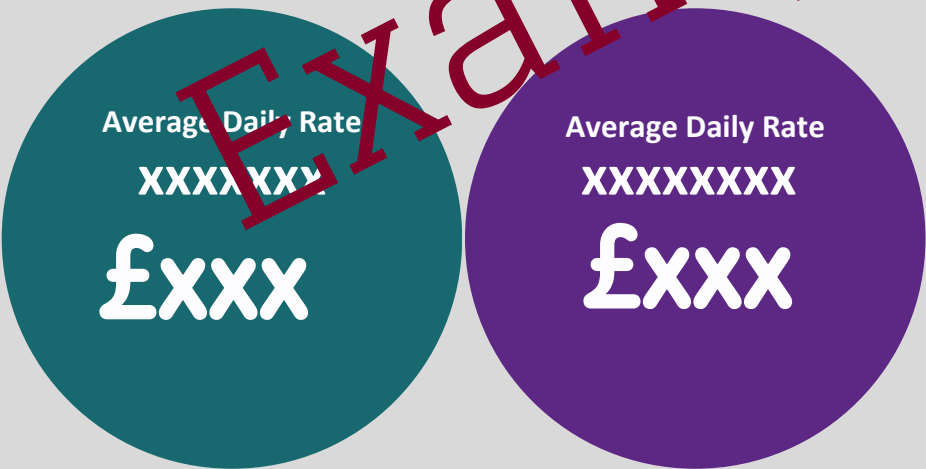
MONTHLY OCCUPANCY DATA FOR xxxxxxxx VS xxxxxxxx YEARS 2021 TO 2023

Booked Listing Nights divided by Available Listing Nights. The calculation only includes vacation rentals with at least one booked night during the reporting period.



AVERAGE DAILY RATE COMPARISON 2023

The Average Daily Rate charged per booked entire place listing



AVERAGE LENGTH OF STAY 2023



ANNUAL AVAILABLE LISTINGS 2023



Your Data

This document is an amalgamation of data aggregated from the AirDNA dashboard using Tourism South East licence to the platform, the data was captured on April 8th 2024.

AirDNA is a platform that monitors the performance data of 10 million properties listed on Airbnb, Vrbo, and holiday homes on booking.com, all of which are used for holiday rentals making it one of the most dominant players in this field.

It combines website data, real-time property owner information, booking records, advanced algorithms, and rigorous quality checks to ensure a remarkable 95% accuracy rate. This level of precision has earned the trust of large-scale property investors and hedge fund managers, underscoring the reliability of the data.

If you require any assistance please contact cswensson@tourismse.com
www.tourismsoutheast.com/short-term-rental-analysis