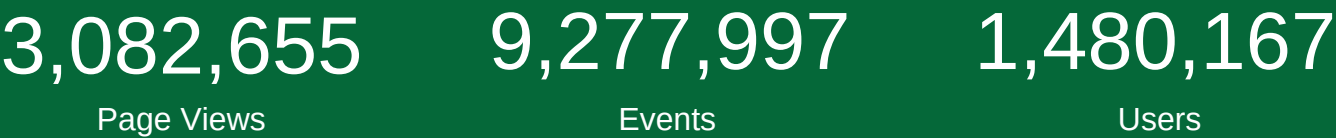
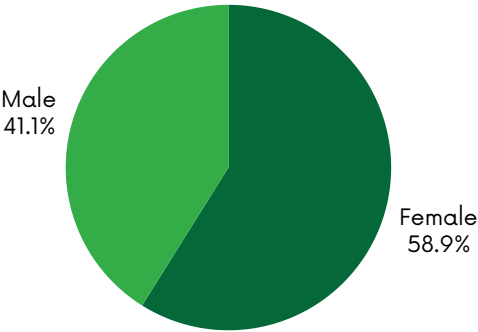




12 Month Website Stats 2024



Users By Gender

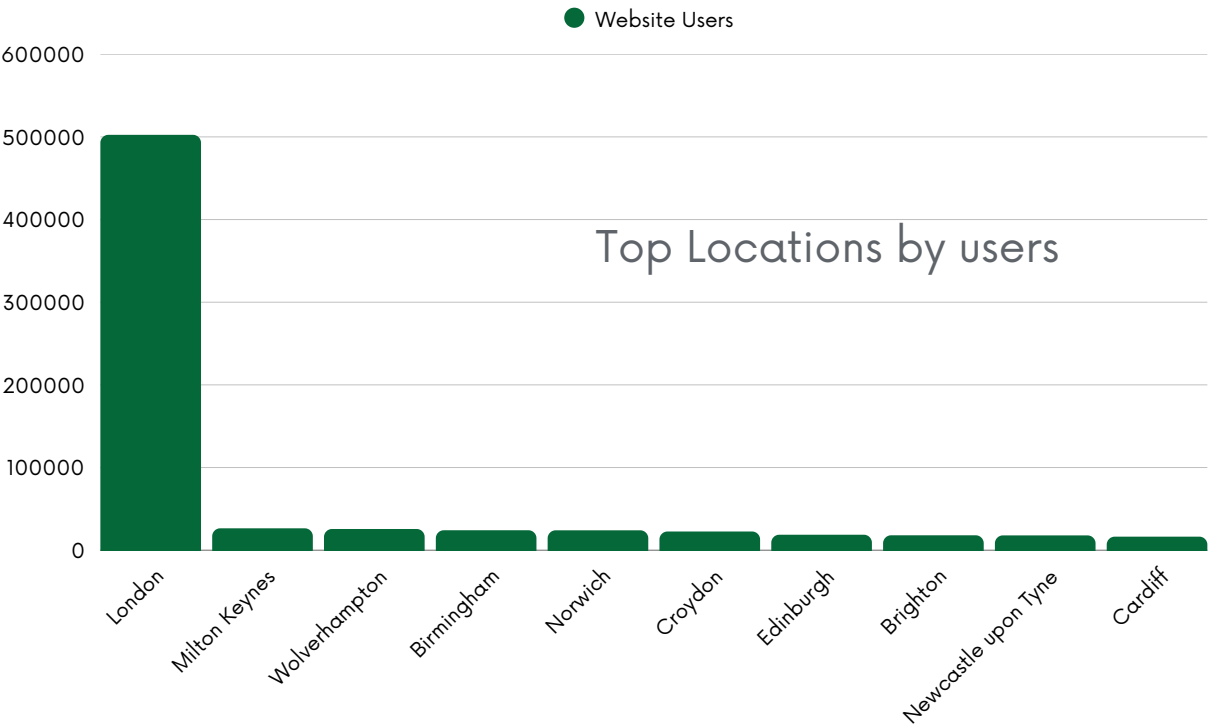


Top Themed Pages

- What's on in Sussex
- What's on in Kent
- What's on in Hampshire
- Map of Area
- Home Page
- Places to visit Kent
- What's on in Buckinghamshire

Top Users Interest

- Travel / Travel Buffs
- News & Politics
- Food & Dining, Cooking
- Shopping
- Sport & Fitness





check
e-mail

Enewsletter Statistics and Breakdown

1,187,953

Emails Sent

25.2%

Av. Open Rate*

3.49%

Av. Click to Open Rate

Top Opened VSSE Consumer Newsletters

Discover the secrets of
1066 Country - March

30.15%

Celebrate 150 years of
Winston Churchill - March

30.10%

Experience Kent's Creative
Isle - March

29.08%

Geographic Breakdown

For those that have provided information



Industry Benchmark and Results

Travel, Tourism
& Hospitality

20.2%

Av. Open Rate*

8.47%

Click-to-Open Rate

*Benchmark figures taken from [Campaign Monitor 2022 report](#)